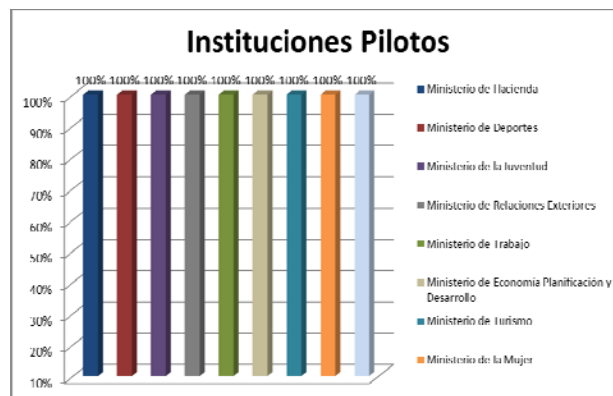


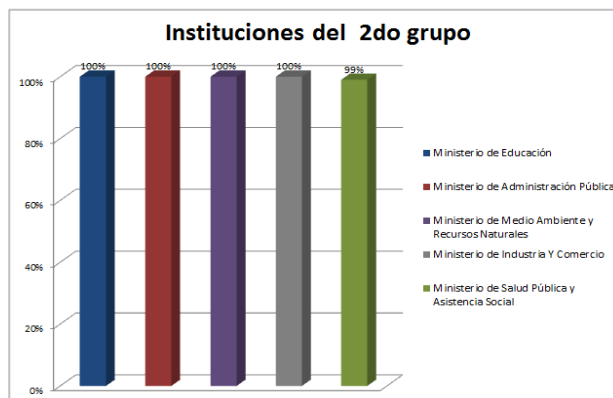
Reporte Diario de Avance en la Implementación de la Cuenta Única del Tesoro Fase I (Recaudaciones Directas) Al lunes 29 de julio de 2013

Porcentaje de avance

Instituciones Pilotos	
Ministerio de Hacienda	100%
Ministerio de Deportes	100%
Ministerio de la Juventud	100%
Ministerio de Relaciones Exteriores	100%
Ministerio de Trabajo	100%
Ministerio de Econ. Planif. y Desarrollo.	100%
Ministerio de Turismo	100%
Ministerio de la Mujer	100%
Ministerio de Cultura	100%
Nivel de avance	100%



Instituciones del 2do grupo	
Ministerio de Educación	100%
Ministerio de Administración Pública	100%
Ministerio de Medio Ambiente y Rec. Nat.	100%
Ministerio de Industria Y Comercio	100%
Ministerio de Salud Pública (Oficina Central)	99%
Nivel de avance	100%

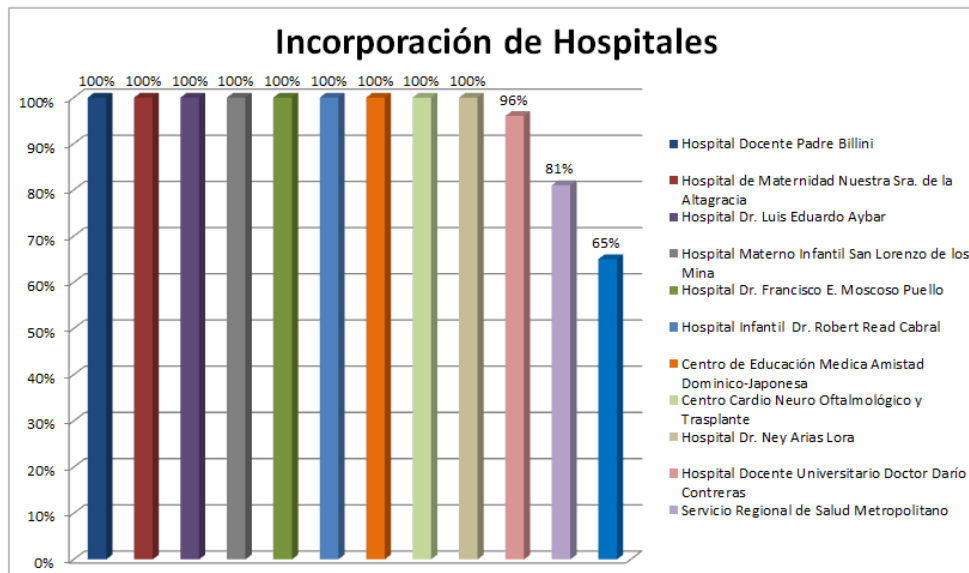


Instituciones del 3er grupo	
Ministerio de Educación Superior C. y Tec.	100%
Procuraduría General de la República	100%
Ministerio de Obras Públicas y Com.	97%
Ministerio de la Presidencia	96%
Ministerio de Agricultura	95%
Ministerio de las Fuerzas Armadas	93%
Ministerio de Interior y Policía	92%
Nivel de avance	96%
Promedio de avance general	99%



Incorporación de los Hospitales

Incorporación de Hospitales Pilotos DN	
Hospital Docente Padre Billini	100%
Hospital de Maternidad Nuestra Sra. de la Altagracia	100%
Hospital Dr. Luis Eduardo Aybar	100%
Hospital Materno Infantil San Lorenzo de los Mina	100%
Hospital Dr. Francisco E. Moscoso Puello	100%
Hospital Infantil Dr. Robert Read Cabral	100%
Centro de Educación Medica Amistad Dominico-Japonesa	100%
Centro Cardio Neuro Oftalmológico y Trasplante	100%
Hospital Dr. Ney Arias Lora	100%
Hospital Docente Universitario Doctor Darío Contreras	96%
Servicio Regional de Salud Metropolitano	81%
Hospital Dr. Vinicio Calventi	65%
Nivel de avance	95%



Seguimiento al Cierre de Cuentas

a) Cantidad de Ctas Cerradas Proceso de Cierre de Cuentas CUT *	b) Cantidad de Ctas Cerradas Sector Público No Financiero**	c) Total de Cuentas Cerradas (a+b)
574	2,264	2,838

*Cantidad de Cuentas Cerradas desde el inicio del proceso de implementación de la CUT en fecha 1 de junio de 2011.

**Este monto incluye las cuentas cerradas en las demás instituciones del Sector Público No Financiero, cuyo cierre fue ordenado por el Tesorero Nacional.

Novedades

- ✓ El Hospital Docente Universitario Doctor Darío Contreras del Ministerio de Salud Pública, realizó su primer depósito en cuenta colectora por la suma de RD\$ 150,000.00

- ✓ La Dirección General de la Policía del Turismo del Ministerio de Interior y Policía, remitió su relación de ingresos y gastos.

- **Ver Anexos**

Angel Estrada

Gerente del Proyecto para la Aplicación de la CUT

INSTITUCION	Total manejojo 2011-2012	ACUMULADO AL AÑO 2013		ACUMULADO AL MES		MVTO. DEL DIA 29/7/2013		BALANCE A LA FECHA	Total Manejado 2011- 2013
		INGRESOS	EGRESOS	INGRESOS	EGRESOS	INGRESOS	EGRESOS		
MINISTERIO DE HACIENDA	245,470,830.19	120,717,198.37	72,269,071.40	16,002,506.75	14,921,433.70	127,142.00	0.00	62,915,002.18	366,188,028.56
CAPGEFI	7,337,332.68	3,911,278.10	2,412,893.00	652,630.00	400,000.00	0.00	0.00	1,528,461.17	11,248,610.78
BIENES NACIONALES	253,184,399.41	27,613,900.94	20,469,196.97	1,903,834.59	0.00	16,447.53	0.00	8,546,313.63	280,798,300.35
CATASTRO NACIONAL	3,914,614.17	1,644,189.97	1,750,000.00	211,250.00	190,000.00	6,500.00	0.00	48,107.39	5,558,804.14
MINISTERIO DE LA JUVENTUD	2,458,524.99	136,185.77	2,175,850.77	0.00	0.00	0.00	0.00	353,057.24	2,594,710.76
OFICINA NACIONAL DE ESTADISTICAS	3,546,812.23	3,027,008.27	4,988,000.00	582,136.27	888,000.00	0.00	0.00	59,620.50	6,573,820.50
ORDENAMIENTO Y DESARROLLO TERRITORIAL	4,912,450.00	3,526.00	748,398.00	0.00	300,000.00	0.00	0.00	730,613.29	4,915,976.00
MINISTERIO DE LA MUJER	11,646,562.47	1,043,438.16	916,425.36	166,062.82	0.00	0.00	0.00	233,347.99	12,690,000.63
MINISTERIO DE DEPORTES Y RECREACION	13,805,107.28	10,806,901.63	10,780,000.00	29,779.13	0.00	0.00	0.00	32,508.91	24,612,008.91
MINISTERIO PLANIF. Y DESARROLLO	22,806,227.07	1,946,176.20	85,300.00	167,361.10	0.00	0.00	0.00	11,620,741.50	24,752,403.27
MINISTERIO DE CULTURA	223,752.50	2,277,759.15	2,336,580.00	76,133.00	0.00	0.00	0.00	164,931.65	2,501,511.65
TEATRO NACIONAL	12,600,483.34	9,058,953.30	9,270,000.00	871,653.59	900,000.00	49,350.00	0.00	81,807.76	21,659,436.64
MINISTERIO DE TRABAJO	13,284,250.20	23,131,750.00	7,957,076.25	400,600.00	1,680,300.25	2,250.00	0.00	15,694,543.32	36,416,000.20
OFICINA NAC. DERECHO AUTOR	1,583,109.97	1,374,670.00	469,133.79	150,950.00	138,050.00	0.00	25,000.00	1,510,333.76	2,957,779.97
MUSEO DEL HOMBRE DOMINICANO	545,671.43	65,900.00	76,907.00	900.00	0.00	0.00	0.00	65,121.43	611,571.43
MUSEO DE ARTE MODERNO	1,968,835.12	1,209,487.00	807,566.34	151,450.00	421,760.13	93,600.00	0.00	655,232.24	3,178,322.12
INAGUJA	0.00	1,429,750.16	1,416,500.00	130,883.87	118,000.00	0.00	0.00	13,250.16	1,429,750.16
CENTRO CULTURAL NARCIZO GONZALEZ	1,003,486.72	850,390.00	837,000.00	89,550.00	200,000.00	0.00	0.00	225,322.84	1,853,876.72
FORTALEZA SANTO DOMINGO	702,380.09	559,263.08	580,815.00	118,059.18	42,000.00	16,086.00	0.00	232,928.17	1,261,643.17
MUSEO DE LAS CASAS REALES	2,499,620.00	2,454,160.00	968,300.00	242,800.00	138,200.00	4,900.00	0.00	2,670,976.13	4,953,780.00
CINEMATECA	25,700.00	834,832.50	0.00	107,100.00	0.00	13,500.00	0.00	860,532.50	860,532.50
ESCUELA DIP. EDUARDO LATORRE	1,294,402.80	959,956.00	1,048,722.40	150.00	0.00	0.00	0.00	107,000.20	2,254,358.80
MUSEO ALCAZAR DE COLON	4,126,094.88	5,079,643.46	4,397,690.23	943,805.00	609,508.88	83,185.00	0.00	1,729,196.46	9,205,738.34
PATRIMONIO MONUMENTAL	1,546,079.29	923,257.06	872,205.00	211,691.03	113,300.00	33,000.00	0.00	448,970.01	2,469,336.35
PATRIMONIO CULTURAL SUBACUATICO	2,413,779.50	1,607,749.00	832,380.79	125,100.00	0.00	0.00	0.00	1,097,198.15	4,021,528.50
BELLAS ARTES	11,143,696.99	2,408,075.00	3,030,000.00	361,741.96	480,000.00	1,320.00	0.00	421,529.99	13,551,771.99
DIRECCION GENERAL DE PASAPORTES	26,726,882.00	28,849,771.00	25,427,893.00	4,316,813.00	4,951,393.00	182,015.00	0.00	4,345,436.00	55,576,653.00
COMISION NAC.ESPECTACULO PUBLICO	1,643,130.00	1,137,500.00	1,473,000.00	420,900.00	305,500.00	61,700.00	0.00	226,810.00	2,780,630.00
GOBERNACION FARO A COLON	1,886,675.00	2,689,147.78	1,179,300.00	244,456.93	200,000.00	0.00	0.00	2,511,396.39	4,575,822.78
MINISTERIO DE ADMINISTRACION PUBLICA	306,568.05	127,960.64	60,000.00	67,947.32	0.00	0.00	0.00	67,960.64	434,528.69
SALUD PUBLICA DIRECCION FINANCIERA	11,420,958.07	3,513,414.25	5,500,000.00	1,006,814.04	1,000,000.00	0.00	0.00	934,372.32	14,934,372.32
DIRECCION GENERAL SALUD BUCAL	365,550.00	21,835,104.53	20,000,000.00	4,320,017.97	5,000,000.00	300,165.00	0.00	2,200,654.53	22,200,654.53
DIREC.GENERAL DE DROGAS Y FARMACIAS	26,890,485.97	39,459,296.81	32,200,000.00	5,387,944.33	6,000,000.00	220,083.00	0.00	15,445,982.78	66,349,782.78
MINISTERIO MEDIO AMBIENTE Y REC. NATURALES	41,349,782.12	221,529,253.19	227,853,065.31	31,864,163.93	32,790,051.08	3,931,919.58	0.00	10,495,963.32	262,879,035.31
MINISTERIO DE EDUCACION	61,475,230.00	20,464.00	0.00	7,902.00	0.00	2,372.00	0.00	119,944.00	61,495,694.00
INSTITUTO NACIONAL ADMINISTRACION PUBLICA	0.00	499,860.00	303,200.00	162,640.00	300,000.00	18,400.00	0.00	196,660.00	499,860.00
DIRECCION GENERAL DE SALUD AMBIENTAL	0.00	3,192,108.14	2,525,308.00	1,138,150.14	603,908.00	14,400.00	0.00	666,800.14	3,192,108.14
LABORATORIO NACIONAL de SALUD PUBLICA Dr. DEFILLO	7,815,540.80	16,938,663.74	16,714,169.69	867,652.00	860,000.00	17,209.00	0.00	370,034.85	24,754,204.54
DIREC. DES.Y FORTAL. SERV. REGIONALES DE SALUD	14,613,099.60	10,581,089.71	3,402,252.81	5,346,599.63	426,969.66	0.00	0.00	12,767,851.28	25,194,189.31
MINISTERIO DE OBRAS PUBLICAS Y COMUNICACIONES	109,628,343.90	150,132,487.05	155,937,574.15	823,256.80	0.00	0.00	0.00	823,256.80	259,760,830.95
MINISTERIO DE INTERIOR Y POLICIA	157,779,769.31	241,977,448.36	288,496,716.21	32,359,840.00	28,889,104.12	12,600.00	0.00	38,192,708.46	399,757,217.67
DIRECCION GENERAL DE MIGRACION	75,076,104.85	271,271,644.60	245,345,776.04	48,526,758.21	39,292,264.23	2,426,272.96	0.00	35,501,973.41	346,347,749.45
MINISTERIO DE INDUSTRIA Y COMERCIO	41,564,110.01	257,851,349.45	255,824,855.00	36,654,962.81	45,218,500.00	0.00	0.00	14,090,604.46	299,415,459.46
MINISTERIO EDUCACION SUPERIOR., CIENCIA Y TECN.	4,083,837.59	34,303,586.84	25,880,000.00	5,580,185.40	2,800,000.00	168,564.45	0.00	9,121,424.43	38,387,424.43
MINISTERIO DE TURISMO	0.00	11,063,120.00	570,000.00	1,510,267.00	0.00	58,740.00	0.00	10,493,120.00	11,063,120.00
DIRECCION GENERAL DE MINERIA	55,150.00	17,601,031.00	6,841,000.00	15,260,699.70	4,501,000.00	0.00	0.00	10,815,181.00	17,656,181.00
PROCURADURIA GENERAL DE LA REPUBLICA	0.00	130,514,672.60	121,403,467.07	26,140,970.50	22,280,684.85	0.00	0.00	9,111,205.53	130,514,672.60
OFICINA TECNICA DE TRANSPORTE TERRESTRE	0.00	13,103,694.34	12,245,000.00	2,043,532.56	2,100,000.00	136,362.56	0.00	858,694.34	13,103,694.34
OPRET	940,423.18	3,465,535.69	3,750,000.00	596,028.56	0.00	1,502.84	0.00	655,958.87	4,405,958.87
MINISTERIO FF.AA. INSTITUTO CARTOGRAFICO MILITAR	1,500.00	209,350.00	186,950.00	11,000.00	0.00	0.00	0.00	23,900.00	210,850.00
POLICIA NACIONAL	0.00	14,997,524.87	9,326,222.02	2,742,949.47	0.00	72,500.00	0.00	5,671,302.85	14,997,524.87
FUERZA AEREA DOMINICANA	0.00	158,523.00	0.00	61,683.00	0.00	0.00	0.00	158,523.00	158,523.00
PROGRAMA DE MEDICAMENTOS ESC./ PROMESE/CAL	0.00	123,341,537.15	106,626,315.17	16,255,184.37	25,446,528.77	260,856.51	0.00	16,715,221.98	123,341,537.15
REMEDIACION AMBIENTAL MINA PUEBLO VIEJO (MIC)	0.00	1,778,687.01	807,586.47	0.00	0.00	0.00	0.00	971,100.54	1,778,687.01
OFICINA METROPOLITANA DE SERV. DE AUTOBUSES	0.00	170,358,607.77	159,812,371.53	26,362,054.00	22,500,000.00	2,136,810.00	0.00	10,546,236.24	170,358,607.77
ORQUESTA SINFONICA NACIONAL	0.00	4,464,366.64	1,420,907.05	50,000.00	100,000.00	0.00	0.00	3,043,459.59	4,464,366.64
MINISTERIO ADMINISTRATIVO DE LA PRESIDENCIA	0.00	100,000,000.00	0.00	0.00	0.00	0.00	0.00	100,000,000.00	100,000,000.00
COMITE EJEC. DE INFRAES.DE ZONAS TUR. (CEIZTUR)*	0.00	1,053,454,526.02	308,716,604.98	72,241,064.67	100,000,000.00	0.00	0.00	744,737,921.04	1,053,454,526.02
MINISTERIO DE LAS FUERZAS ARMADAS	0.00	199,176.73	0.00	23,165.27	0.00	0.00	0.00	199,176.73	199,176.73
HOSPITAL CENTRAL FUERZAS ARMADAS	0.00	354,984.47	267,676.00	35,000.00	0.00	0.00	0.00	87,308.47	354,984.47
DIRECCION GENERAL DE GANADERIA	0.00	344,410.00	260,493.21	43,980.00	212,550.92	1,000.00	0.00	83,916.79	344,410.00

Evolución Financiera de las instituciones en la Fase I de la CUT
Al 29 de julio de 2013
En RD\$

INSTITUCION	Total manejado 2011-2012	ACUMULADO AL AÑO 2013		ACUMULADO AL MES		MVTO. DEL DIA 29/7/2013		BALANCE A LA FECHA	Total Manejado 2011- 2013
		INGRESOS	EGRESOS	INGRESOS	EGRESOS	INGRESOS	EGRESOS		
COMEDORES ECONOMICOS	0.00	14,632,428.22	14,055,476.90	1,867,985.00	3,403,200.00	182,360.00	0.00	576,951.32	14,632,428.22
SERVICIOS, SUPERVISION Y VIGILANCIA	0.00	893,750.00	450,000.00	134,300.00	450,000.00	0.00	0.00	443,750.00	893,750.00
GOBERNACION PROFESOR JUAN BOSCH	0.00	309,800.00	0.00	169,600.00	0.00	0.00	0.00	309,800.00	309,800.00
HOSPITAL MOSCOSO PUELLO	0.00	4,605,123.44	2,144,184.00	477,825.00	1,844,184.00	58,835.00	0.00	2,460,939.44	4,605,123.44
HOSPITAL INFANTIL ROBERT REID CABRAL	0.00	5,252,097.65	3,944,821.23	1,238,938.00	2,306,374.23	38,955.00	0.00	1,307,276.42	5,252,097.65
BIBLIOTECA NACIONAL PEDRO HENRIQUEZ UREÑA	0.00	772,731.00	300,000.00	201,500.00	0.00	60,000.00	0.00	472,731.00	772,731.00
DIRECCION GENERAL DE DRAGAS	0.00	1,625,191.00	1,625,000.00	734,767.00	1,425,000.00	0.00	0.00	191.00	1,625,191.00
MARINA DE GUERRA	0.00	747,368.02	747,368.02	0.00	747,368.02	0.00	0.00	0.00	747,368.02
HOSPITAL INFANTIL SAN LORENZO DE LOS MINAS	0.00	4,472,649.40	3,193,793.09	816,005.00	863,440.00	41,980.00	0.00	1,278,856.31	4,472,649.40
HOSPITAL LUIS E. AYBAR	0.00	4,212,909.68	3,235,000.00	2,605,590.68	1,879,000.00	77,850.00	0.00	977,909.68	4,212,909.68
HOSPITAL NTRA. SRA. DE LA ALTAGRACIA	0.00	4,432,567.77	4,132,588.00	2,993,238.00	3,282,588.00	188,070.00	0.00	299,979.77	4,432,567.77
CIRCULO DEPORTIVO DE LAS FF.AA.	0.00	720,000.00	720,000.00	0.00	0.00	0.00	0.00	0.00	720,000.00
HOSPITAL PADRE BILLINI	0.00	7,043,007.11	5,683,351.28	4,464,736.13	4,397,237.60	116,475.00	0.00	1,359,655.83	7,043,007.11
HOSP.TRAUMATOLOGICO Dr. NEY ARIAS LORA	0.00	21,763,287.99	16,001,907.85	21,763,287.99	16,001,907.85	228,043.00	0.00	5,761,380.14	21,763,287.99
CENTRO CARDIO-NEURO OFTALMOLOGICO Y TRASPLANTE - CECANOT	0.00	150,000.00	0.00	150,000.00	0.00	150,000.00	0.00	150,000.00	150,000.00
CENTRO CARDIO-NEURO OFTALMOLOGICO Y TRASPLANTE - CECANOT	0.00	44,028,723.74	14,813,126.98	44,028,723.74	14,813,126.98	1,079,018.43	0.00	29,215,596.76	44,028,723.74
CENTRO DE EDUCACION DE AMISTAD DOMINICO-JAPONESA	0.00	15,454,694.20	8,962,853.85	15,454,694.20	8,962,853.85	244,616.00	0.00	6,491,840.35	15,454,694.20
CONSEJO NACIONAL PARA EL CAMBIO CLIMATICO	0.00	2,526,481.14	165,652.80	2,526,481.14	165,652.80	0.00	0.00	2,360,828.34	2,526,481.14
Totales	1,207,667,343.77	3,310,038,106.86	2,272,028,840.01	465,800,383.78	427,860,940.92	12,936,955.86	25,000.00	1,227,766,395.71	4,517,705,450.63

*Esta institución realiza depósitos en Dolares y son cambiados a la tasa del día



Evolución Financiera de las instituciones en la Fase I de la CUT
Al 29 de julio de 2013
En Dolares (US\$)

INSTITUCION	Total manejado 2011-2012	ACUMULADO AL AÑO 2013		ACUMULADO AL MES		MVTO. DEL DIA 29/7/2013		BALANCE A LA FECHA	Total Manejado 2011-2013
		INGRESOS	EGRESOS	INGRESOS	EGRESOS	INGRESOS	EGRESOS		
MINISTERIO DE TURISMO	0.00	92,162.63	0.00	19,400.50	0.00	0.00	0.00	92,162.63	92,162.63
FUERZA AEREA DOMINICANA	0.00	7,920,544.34	2,716,762.65	863,523.26	1,681,471.14	0.00	0.00	5,203,781.69	7,920,544.34
MINISTERIO EDUCACION SUPERIOR, CIENCIA Y TECNOLOGIA	0.00	76,382.68	65,012.68	16,270.00	12,336.68	750.00	0.00	11,370.00	76,382.68
Total	0.00	8,089,089.65	2,781,775.33	899,193.76	1,693,807.82	750.00	0.00	5,307,314.32	8,089,089.65